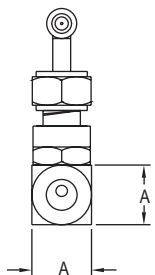
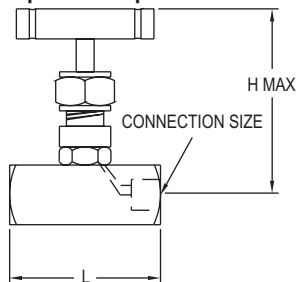



Dwyer

SERIES HNV | W.E. ANDERSON™ BY DWYER

# NEEDLE VALVE 1-VALVE BLOCK MANIFOLDS

For Use with Gas and Liquids, Pressures Up to 6000 psi



Connection	A in [mm]	L in [mm]	H in [mm]
1/8" F x F	-	1-31/32 [50.01]	-
1/8" M x F	7/8 [22.3]	2-11/64 [55.17]	2-3/8 [60.33]
1/4" F x F	-	2-3/8 [60.33]	-
1/4" M x F	63/64 [25]	2-9/16 [65.09]	2-9/16 [65.09]
3/8" F x F	-	2-3/8 [60.33]	-
3/8" M x F	63/64 [25]	2-9/16 [65.09]	2-9/16 [65.09]
1/2" F x F	-	2-9/16 [65.09]	-
1/2" M x F	1-17/64 [32.15]	2-49/64 [70.25]	2-49/64 [70.25]
3/4" F x F	-	2-61/64 [59.13]	-
3/4" M x F	1-1/2 [38.10]	3-5/32 [80.17]	3-23/64 [85.33]
1" F x F	-	3-23/64 [85.33]	-
1" M x F	1-25/32 [45.24]	4-7/64 [104.38]	3-3/4 [95.25]

Series HNV Needle Valve 1-Valve Block Manifolds are barstock style needle valves that is designed for isolating instruments from liquids or gases. The valve series features fine threading and large seat area to ensure tight shutoff. Wetted materials are 316 SS and PTFE making these ideal for use with corrosives. The HNV has been tested to assure vibration and thermal stability.

Body includes a lock pin to prevent accidental bonnet disengagement. The HNV is available in male x female and female x female connections from 1/8" to 1". Tee handle is constructed of 316 SS and allows low torque operation.

## FEATURES/BENEFITS

- Pressures to 6000 psi
- Fine threading and large seat area to ensure tight shutoff
- Barstock style needle valve
- 316 SS and PTFE wetted materials
- Includes lockpin to prevent accidental bonnet disengagement

## APPLICATIONS

- Instruments line shut off, instrument isolation, drain valve, specially designed for gas service and liquid applications

## SPECIFICATIONS

**Service:** Gases and liquids compatible with wetted materials.

**End Connections:** NPT.

**Wetted Materials:** 316 SS and PTFE packing.

**Pressure Limits:** 6000 psi (431 bar) @ 200°F (93°C). 4000 psi (276 bar) @ 464°F (240°C).

**Temperature Limits:** 464°F (240°C).

**Other Materials:** Handle: 316 SS.

## MODEL CHART

Pipe Size	Female x Female Model	Female x Male Model
1/8"	HNV-SSS31B	HNV-SSS21B
1/4"	HNV-SSS32B	HNV-SSS22B
3/8"	HNV-SSS33B	HNV-SSS23B
1/2"	HNV-SSS34B	HNV-SSS24B
3/4"	HNV-SSS35B	HNV-SSS25B
1"	HNV-SSS36B	HNV-SSS26B